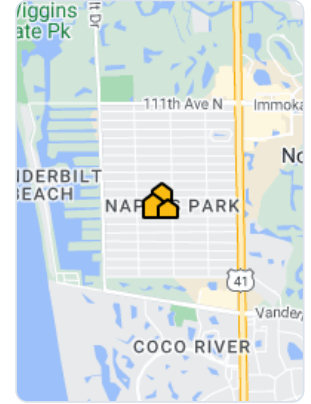


Market Trends

Property Type: Lot/Land

June 2023

Market Type



Key Details

Months of Inventory	List to Sold Price %	Median Days in RPR	Median Sold Price
4 ↑ 4.71% MoM	—	—	—

Realtors Property Resource®, LLC

Source: Listings

Median Estimated Property Value

Property Type: Lot/Land

There is not enough market activity at this location, [for the selected property type](#), to display data.



There must be activity on at least **3 properties** in the calendar **month** in order to calculate statistics.

Try selecting another [property type](#) or [search at a broader geographical level](#).

Realtors Property Resource®, LLC

Source: Public Records and Listings

New Listings

June 2023

Property Type: Lot/Land

Median List Price

\$679,950

of Properties

3

Median \$/Sqft

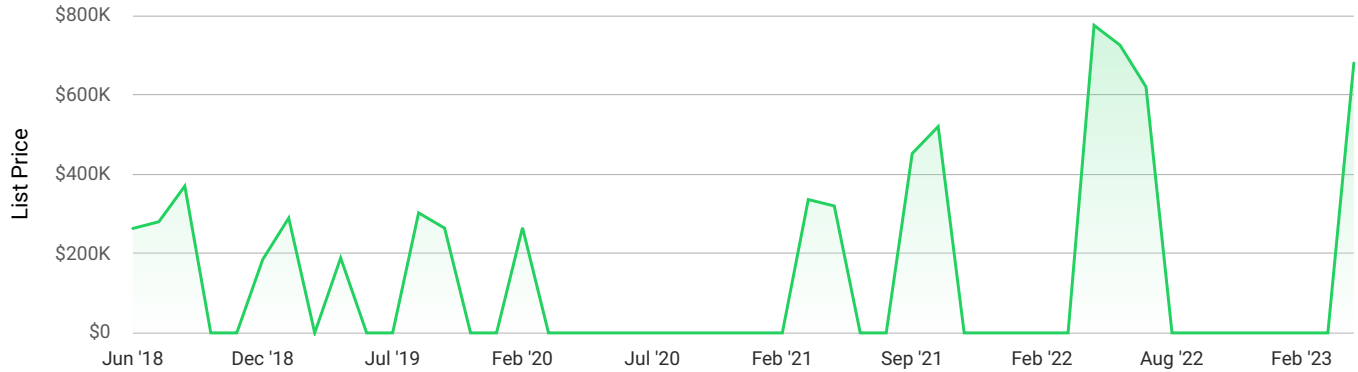
—

Total \$ Volume

\$1,359,900

Median Living Area Sqft

550



Realtors Property Resource®, LLC

Source: Listings

Active Listings

June 2023

Property Type: Lot/Land

Median List Price

\$749,500

↓ 3.3% MoM

of Properties

6

Median Days in RPR

408

↑ 7.9% MoM

Median \$/Sqft

—

Total \$ Volume

\$2,513,000

↓ 23.6% MoM

Median Living Area Sqft

550



Realtors Property Resource®, LLC

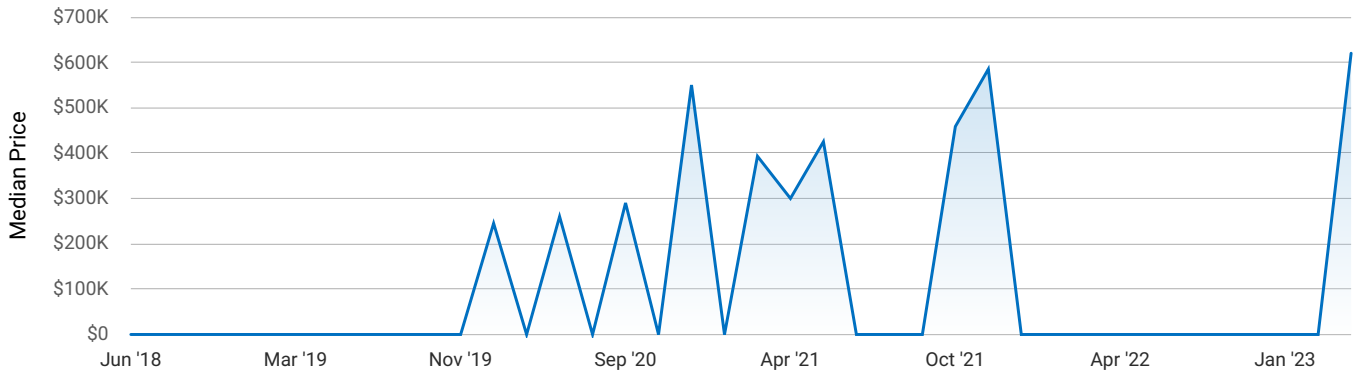
Source: Listings

New Pending Listings

April 2023

Property Type: Lot/Land

Median List Price	# of Properties	Median Days in RPR	Median \$/Sqft	Total \$ Volume	Median Living Area Sqft
\$620,000	3	39	\$784	\$2,039,500	1,020



Realtors Property Resource®, LLC

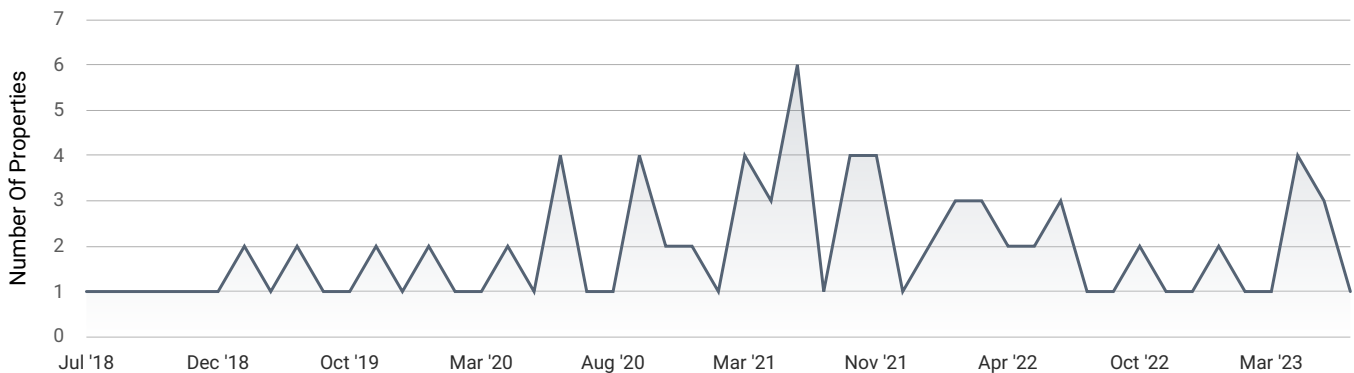
Source: Listings

Pending Listings

June 2023

Property Type: Lot/Land

Median List Price	# of Properties	Median Days in RPR	Median \$/Sqft	Total \$ Volume	Median Living Area Sqft
—	1 ↓ 66.7% MoM	—	—	—	—



Realtors Property Resource®, LLC

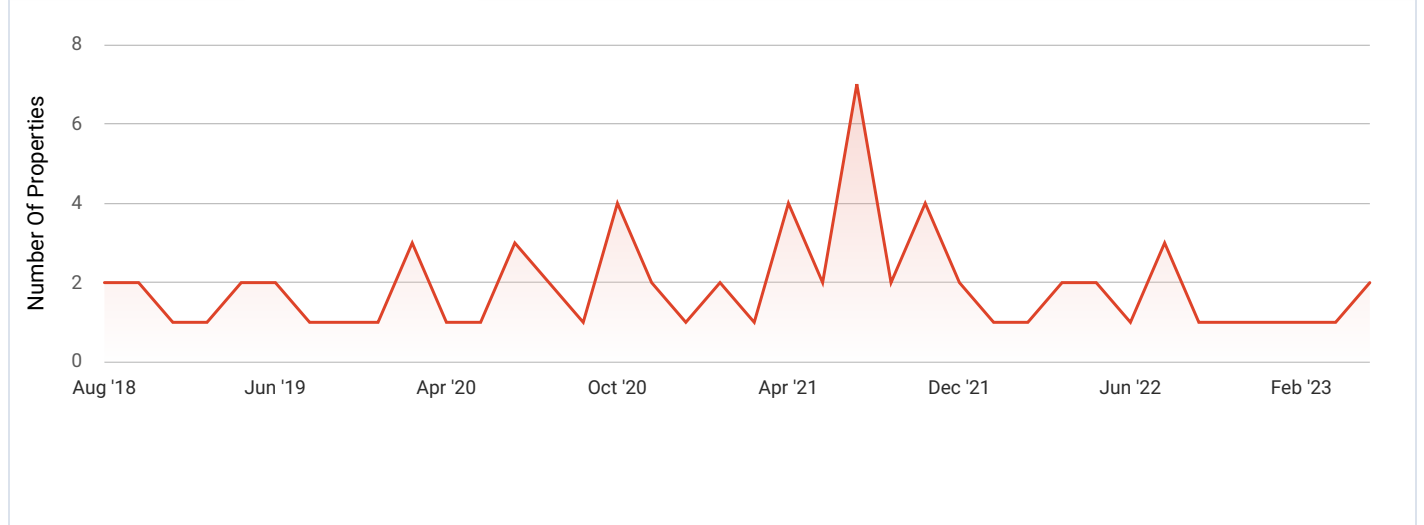
Source: Listings

Sold Listings

June 2023

Property Type: Lot/Land

Median Sold Price	# of Properties	Avg. List to Sale Price %	Median Days in RPR	Median \$/Sqft	Total \$ Volume
—	2 ↑ 100% MoM	—	—	—	—



Realtors Property Resource®, LLC

Source: Listings

Months Supply of Inventory

June 2023

Property Type: Lot/Land

Months Supply of Inventory 4	Last Month Change +4.7%	12 Month Change +150%
--	-----------------------------------	---------------------------------



Realtors Property Resource®, LLC

Source: Listings

Sold Public Records

Property Type: Lot/Land

There is not enough market activity at this location, [for the selected property type](#), to display data.



There must be activity on at least **3 properties** in the calendar **month** in order to calculate statistics.
Try selecting another [property type](#) or [search at a broader geographical level](#).

Realtors Property Resource®, LLC

Source: Public Records